



National Marine Manufacturers Association

nmma.org

ECONOMIC SIGNIFICANCE OF RECREATIONAL BOATING IN PENNSYLVANIA

CONGRESSIONAL DISTRICT 9

Number of Recreational Boats*	21,125
Recreational Boating Industry Businesses	36
Total Jobs	1,506
Annual Recreational Boating-Related Spending	\$81.6 MILLION

TOTAL ANNUAL ECONOMIC IMPACT OF RECREATIONAL BOATING:




\$191.5 MILLION



RECREATIONAL BOATS IN PA-9

TOTAL BOATS* **21,125**

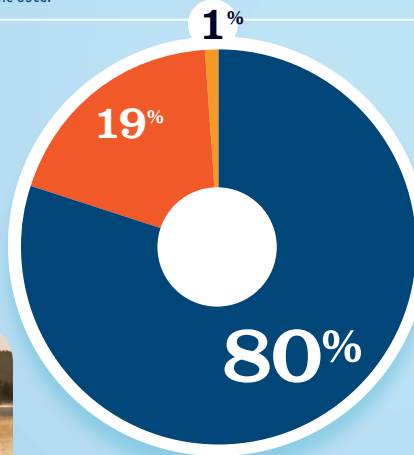
REGISTERED BOATS	21,125
Power boats	19,024
PWCs	1,959
Sailboats	139
Other Boats	3
HOUSEHOLDS PER BOAT	13.4



* Total boats are registered boats as reported by states to the USCG.

RECREATIONAL BOATING CREATES JOBS IN PA-9

TOTAL BOATING JOBS	199
Boat Building	-
Motor / Engine Mfgr.	-
Accessory / Supplies Mfgr.	2
Dealers / Wholesalers	37
Boat Services	160

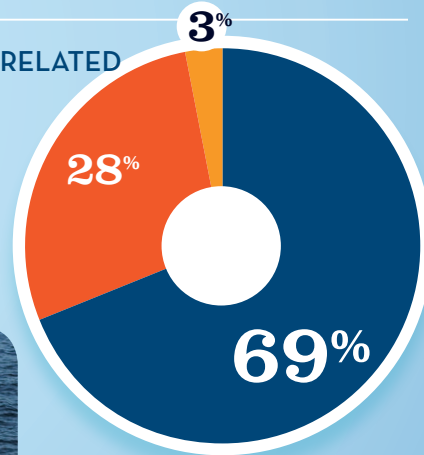


BOAT BUILDING †
MOTOR/ENG. MFG. †
ACC./SUPPLIES MFG.
DLRS/WHOLESALERS
BOAT SERVICES
† 0%



RECREATIONAL BOATING-RELATED BUSINESSES IN PA-9

TOTAL BUSINESSES	36
Boat Building	-
Motor / Engine Mfgr.	-
Accessory / Supplies Mfgr.	1
Dealers / Wholesalers	10
Boat Services	25

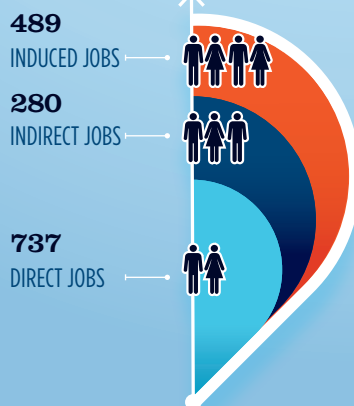


BOAT BUILDING †
MOTOR/ENG. MFG. †
ACC./SUPPLIES MFG.
DLRS/WHOLESALERS
BOAT SERVICES
† 0%



ESTIMATED JOBS IMPACT OF RECREATIONAL BOATING-RELATED SPENDING IN PA-9

EST. TOTAL JOBS	1,506
EST. TOTAL LABOR INCOME (MILLIONS)	\$62.2
Est. Direct Income	\$25.1
Est. Indirect Income	\$15.7
Est. Induced Income	\$21.4



RECREATIONAL BOATING INDUSTRY SALES IN PA-9

Boat Building	\$0.0	\$0.0 MILLION
Motor / Engine Mfgr.	\$0.0	\$0.0 MILLION
Accessory / Supplies Mfgr.	\$0.3	\$0.3 MILLION
TOTAL MFG. SALES	\$0.3	
Dealers / Wholesalers	\$17.4	\$17.4 MILLION
Boat Services	\$60.1	\$60.1 MILLION
TOTAL RETAIL & SERVICES SALES	\$77.5	

BOAT BUILDING
MOTOR/ENG. MFG.
ACC./SUPPLIES MFG.
DLRS/WHOLESALERS
BOAT SERVICES